



ERRATUM

Erratum to “Hyperalgesic effect of subarachnoid administration of phentolamine in mice” [Rev. Bras. Anesthesiol. 65 (2) (2015) 111–116]



Desiré Carlos Callegari^a, João Antônio Correa^a, Oscar César Pires^{b,*},
Renan Batista Corrêa Braga^c, Ana Flávia Marques Gimbo^d,
Adriana Aparecida de Souza^e, Marta Helena Rovani Pires^f,
Elton Constantino^b, Irimar de Paula Posso^b

^a Faculdade de Medicina do ABC (FMABC), Santo André, SP, Brazil

^b Universidade de Taubaté (Unitau), Taubaté, SP, Brazil

^c Curso de Medicina da Universidade de Taubaté (Unitau), Taubaté, SP, Brazil

^d Curso de Enfermagem da Universidade de Taubaté (Unitau), Taubaté, SP, Brazil

^e Curso de Biologia da Universidade de Taubaté (Unitau), Taubaté, SP, Brazil

^f Curso de Medicina da Faculdade de Medicina de Petrópolis, Petrópolis, RJ, Brazil

In the article “Hyperalgesic effect of subarachnoid administration of phentolamine in mice” [Rev. Bras. Anesthesiol. 65 (2) (2015) 111–116], the figures were incorrect positions:

Which reads:

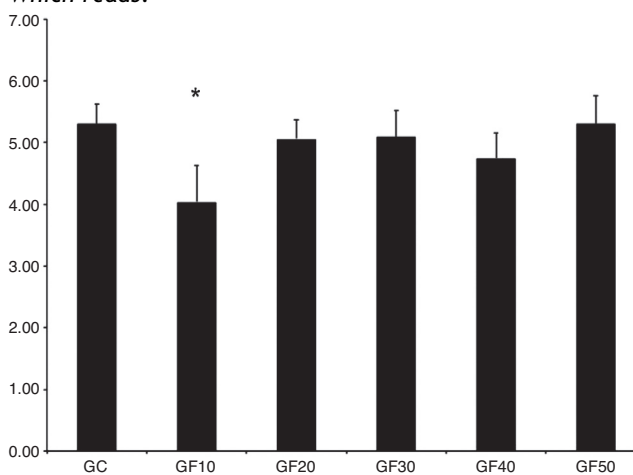


Figure 1 Mean number of animal flinches during the Intermediate phase of the formalin test in study groups. *Statistically significant difference ($p < 0.05$).

DOI of original article: <http://dx.doi.org/10.1016/j.bjane.2013.09.013>

* Corresponding author.

E-mail: ocpires@uol.com.br (O.C. Pires).

<http://dx.doi.org/10.1016/j.bjane.2015.11.001>

0104-0014/© 2015 Sociedade Brasileira de Anestesiologia. Published by Elsevier Editora Ltda. All rights reserved.

It should read:

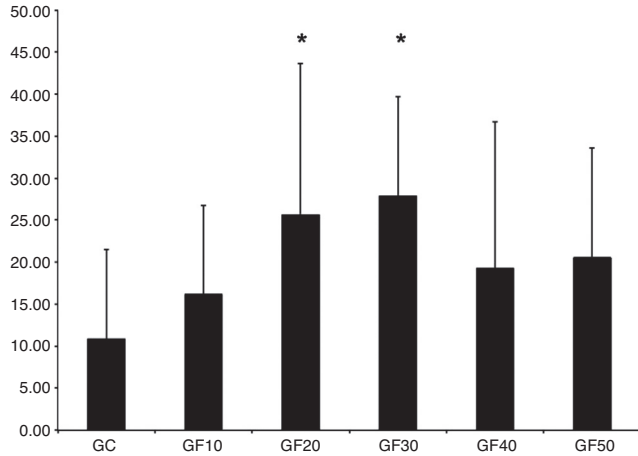


Figure 1 Mean number of animal flinches during the Intermediate phase of the formalin test in study groups. *Statistically significant difference ($p < 0.05$).

Which reads:

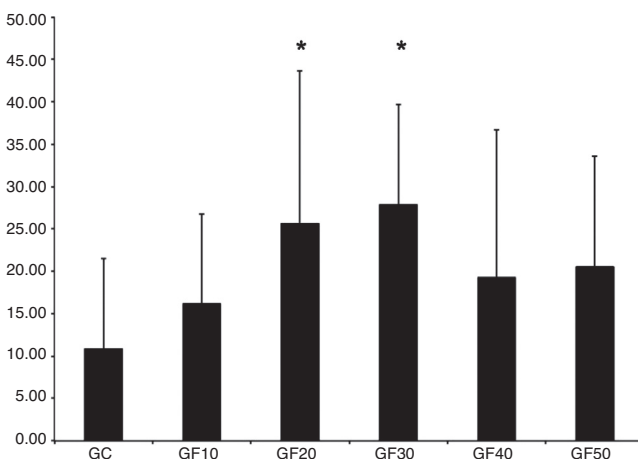


Figure 2 Mean number of animal flinches during all phases of the formalin test in study groups. *Statistically significant difference ($p < 0.05$).

It should read:

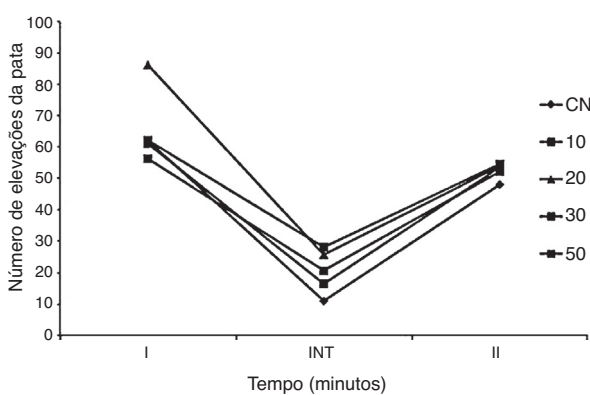


Figure 2 Mean number of animal flinches during all phases of the formalin test in study groups.

Which reads:

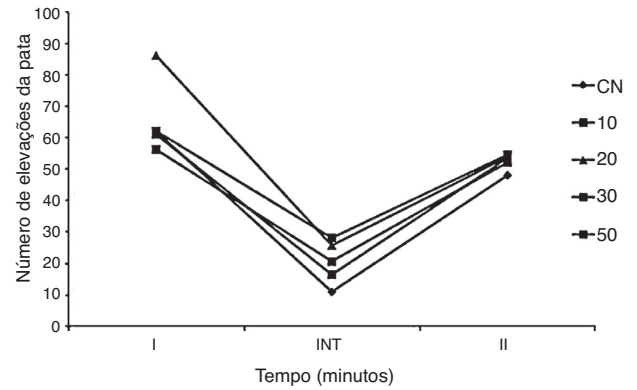


Figure 3 Response to von Frey's filaments at the 2nd hour after subarachnoid phenolamine.

It should read:

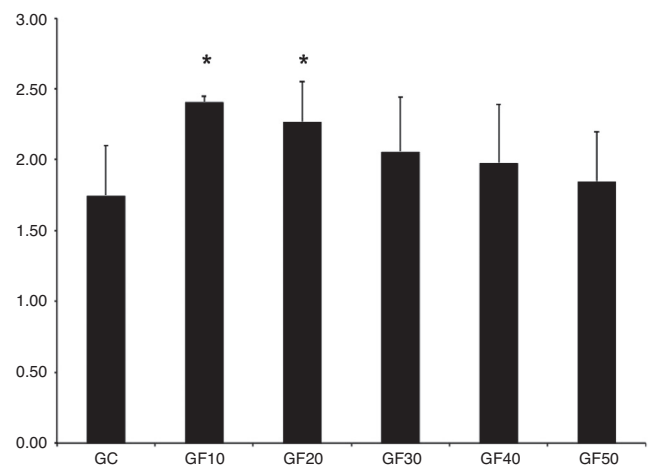


Figure 3 Response to von Frey's filaments at the 2nd hour after subarachnoid phenolamine. *Statistically significant difference ($p < 0.05$).

Which reads:

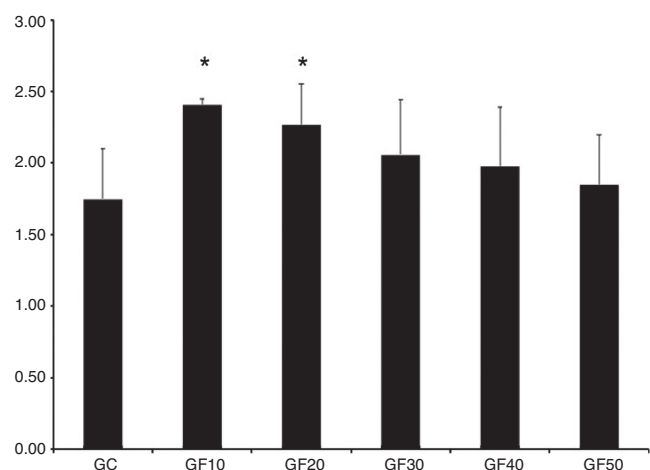


Figure 4 Response to von Frey's filaments on the first day after subarachnoid phenolamine. *Statistically significant difference ($p < 0.05$).

It should read:

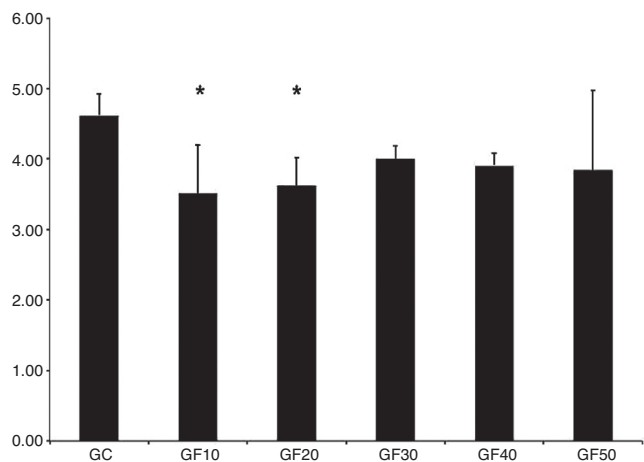


Figure 4 Response to von Frey's filaments on the first day after subarachnoid phentolamine. *Statistically significant difference ($p < 0.05$).

Which reads:

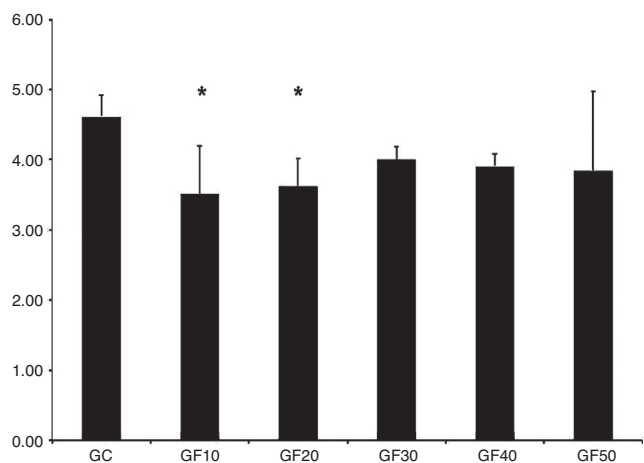


Figure 5 Response to von Frey's filaments on the third day after subarachnoid phentolamine. *Statistically significant difference ($p < 0.05$).

It should read:

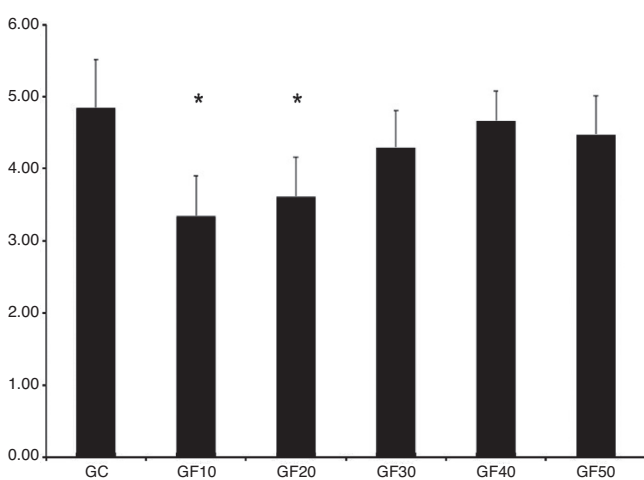


Figure 5 Response to von Frey's filaments on the third day after subarachnoid phentolamine. *Statistically significant difference ($p < 0.05$).

Which reads:

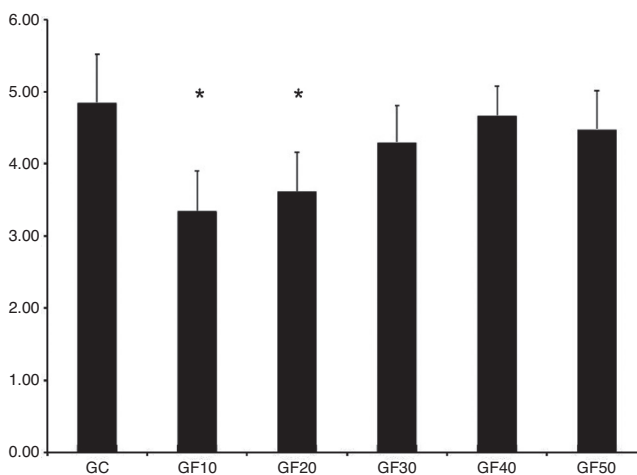


Figure 6 Response to von Frey's filaments on the fifth day after subarachnoid phentolamine. *Statistically significant difference ($p < 0.05$).

It should read:

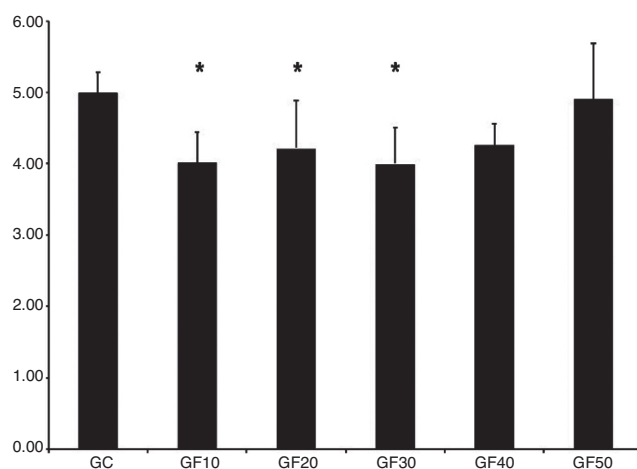


Figure 6 Response to von Frey's filaments on the fifth day after subarachnoid phentolamine. *Statistically significant difference ($p < 0.05$).

Which reads:

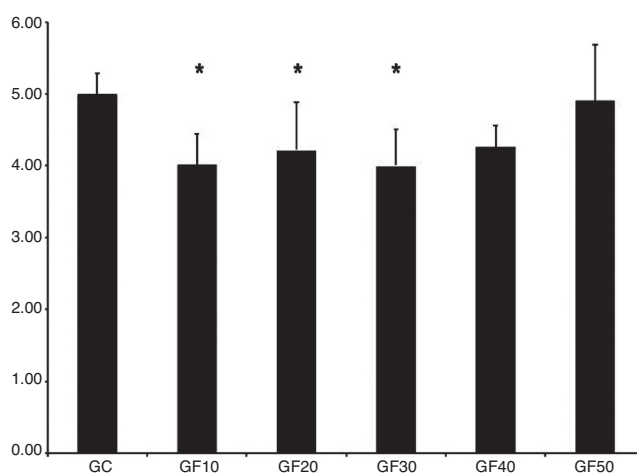


Figure 7 Response to von Frey's filaments on the seventh day after subarachnoid phentolamine. *Statistically significant difference ($p < 0.05$).

It should read:

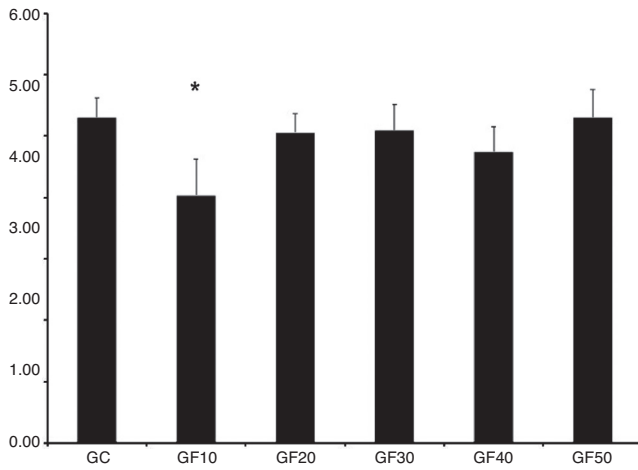


Figure 7 Response to von Frey's filaments on the seventh day after subarachnoid phentolamine. *Statistically significant difference ($p < 0.05$).

In the article "Hyperalgesic effect of subarachnoid administration of phentolamine in mice" [Rev. Bras. Anestesiol. 65 (2) (2015) 111–116], in the page 113, which reads:
Results

Pain intensity assessed by modified phentolamine test

It should read:

Results

Pain intensity assessed by modified formalin test